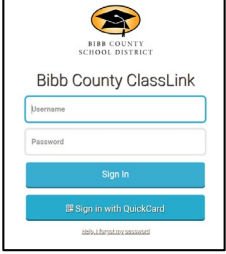


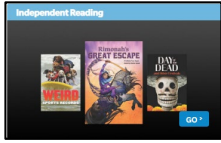
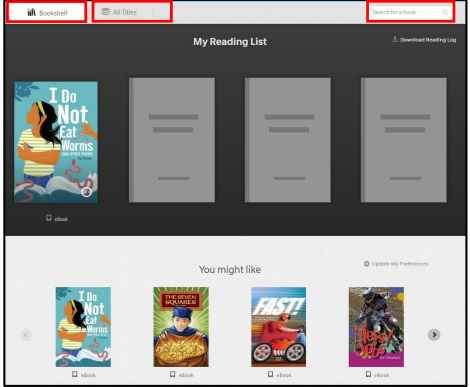

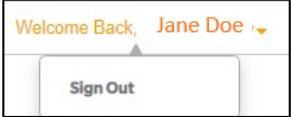
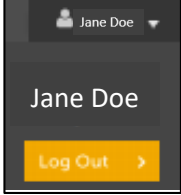


Accessing Independent Reading Books from Home

<p>1. Access your ClassLink account at www.bcsdk12.net/classlink;</p> <ol style="list-style-type: none"> Enter your Username; Enter your Password; Click the Sign In button; 	
<p>2. Click the HMH Central Students and Teachers app;</p>	
<p>3. Click the System 44 or the Read 180 button;</p>	
<p>4. Click the Go button under the Independent Reading section;</p>	
<p>5. Select a book in three ways:</p> <ol style="list-style-type: none"> from the Bookshelf, from All Titles, or using the Search for a book window 	
<p>6. After you have read the book, click the "X" next to your name at the top right of your screen; Exit the Goodbye! window;</p>	
<p>7. Log out of the HMHStudent Central window by clicking the dropdown next to your name (at the top right of your screen) and choose Sign Out; Exit the Goodbye! window;</p>	
<p>8. Log out of the HMHCentral platform by clicking the dropdown next to your name (at the top right of your screen) and click the gold Log Out button;</p>	
<p>9. Sign out of your ClassLink account by clicking the dropdown at the top right of your screen and click the red Sign Out button;</p>	